



10 - 15 min



Listening & Describing

## Guess Who

This activity can help your child practice listening carefully, understanding and describing. This week we are talking about the people in our communities who do different jobs.

### Getting Ready

Use the pictures provided.

## Playing the game

- Explain to your child you are going to describe a job that someone does, and they need to guess who you are describing.
- Start to describe one of the pictures and see if your child can work out who you are talking about. Don't give too many clues all at once! Talk about the pictures as you play.
- If there are people in your community you know, describe how they look or what they are like as well as what they do.
- **E.g.** *"This person is quite cheerful... he sorts out the newspapers and magazines... we go into his shop to buy sweets... yes, it's Mr Jones, the shopkeeper from the corner shop!"*

## What if...

My child can't understand my descriptions?

Make the clues more obvious. Point to the picture - see if they know who it is.

My child guesses too quickly or easily!

Make your clues harder, use descriptions that could be more than one person **e.g.** "They help us."

## Taking it further!

- Let your child do the describing, start by giving them a photograph to help. See if they can tell you three things about the job those people do and where they do it.
- Play the dice game. Take turns to roll the dice. Whichever side the dice lands, read out to your child and they must come up with an example **e.g.** someone who delivers things.
- Some people do quite unusual jobs. Describe the different jobs to your child, then see if they can find the picture of the person doing that job. Use it as an opportunity to chat about the different jobs people do.



10 - 15 min



Listening & Describing

### Pictures

Here are some pictures of people doing different jobs to help with the describing game.





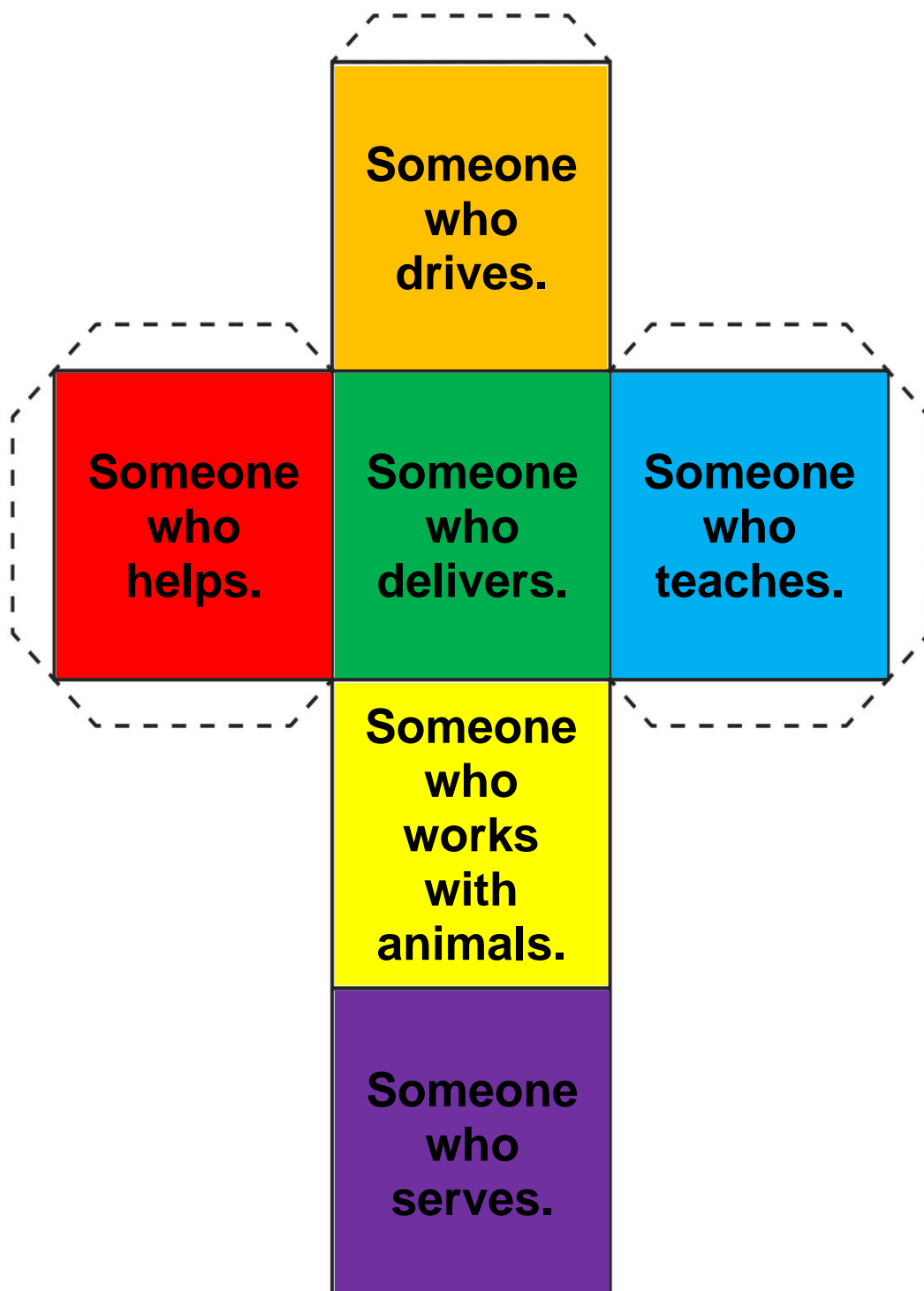
10 - 15 min



Listening & Describing

## Dice Game

Make up the dice by cutting out and sticking together with glue or tape. Take turns to roll the dice. When it lands, see if you can think about someone who does this thing in their job.







10 - 15 min





Listening & Describing

### Who does this?

There are some jobs you might know about and others where you don't! Below is a list of things people do and some pictures – talk to your child about who does which jobs. Have they seen these people working in this way? What do they think of it as a job? Would they enjoy doing these things?

1. This person fixes your pipes or boiler if it breaks down. You might call them if you had a leak or wanted a new tap fixed. They are called a **plumber**; can you find the picture?
2. This person deals with wires, lights and electricity. They make sure our plugs and lights work properly and safely. They are called an **electrician**; can you find the picture?
3. This person builds things, like new houses or buildings, roads or bridges. They have to wear a hard hat to keep them safe. They are called a **construction worker**; can you find the picture?
4. This person works in a laboratory and uses a microscope to see tiny things. They often wear a white coat. They are called a **scientist**; can you find the picture?
5. This person looks after animals when they are sick. They are called a **vet**; can you find the picture?





10 - 15 min



Listening & Describing

## Your ideas

Encourage your child to think about a job they know about, either someone they know who does a job or a job they would like to do. Encourage them to include what they would wear and where they would work.

### A Special Job

## What did you find out?

I like this game because.....

.....

My favourite bit was.....

.....

My name is .....

I played the games with my .....

**You're a star!**  
Don't forget to colour in your medal.

